






Worksheet 3 Generalization: 4th Grade Aligned Component

Fill in the table and draw a bar graph to represent the following data.



Pets	Number
 Dogs	
 Cats	
 Lizards	



Draw a bar graph to represent the following data.

