

# Worksheet 1 Generalization: Concepts and Symbols


Circle all the dogs.



How many buses are there? \_\_\_\_\_



Fill in the table about the data below

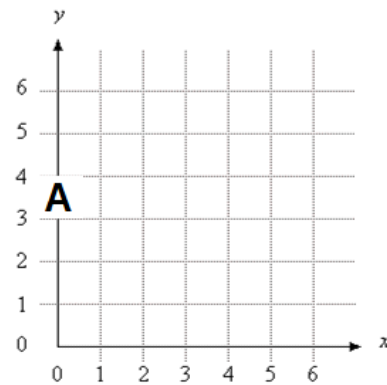
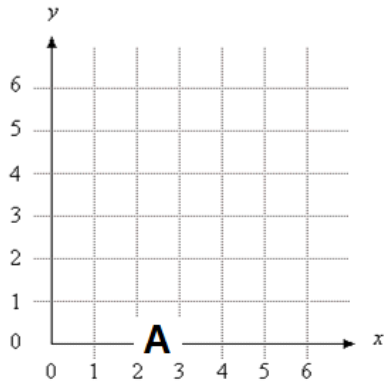


Weather	Number of Days
Sunny	3
Rainy	
Snowy	

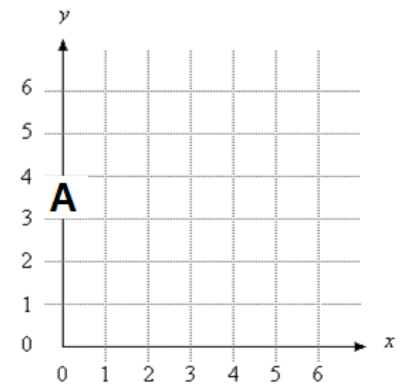
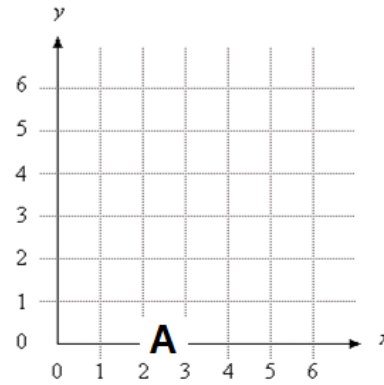
How many pencils are there? \_\_\_\_\_



Which one shows the A on the y axis?



Which one shows the A on the x axis?



Draw a picture graph to represent the following data.

