





Student Name: _____

DATA ANALYSIS SKILLS TEST 2: READING A TABLE AND FILLING IN A BAR GRAPH

Student Name: _____




Complete the bar graph using the data in the table below.

Pets	Number
 Dogs	3
 Cats	5
 Lizards	2



Student Name: _____

Complete the bar graph using the data in the table below.

Weather	Number of Days
 Sunny	1
 Rainy	2
 Snowy	4

