

Worksheet 1 Generalization: Concepts and Symbols


Circle all the dogs.






How many buses are there? _____



Fill in the table about the data below

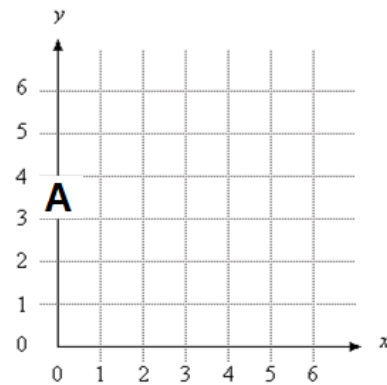
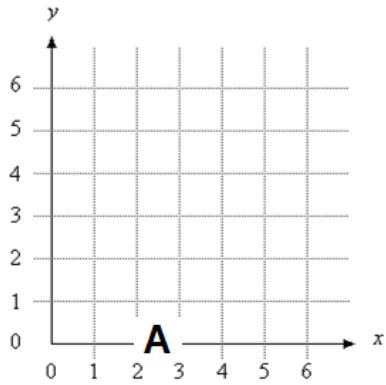


Weather	Number of Days
 Sunny	3
 Rainy	
 Snowy	

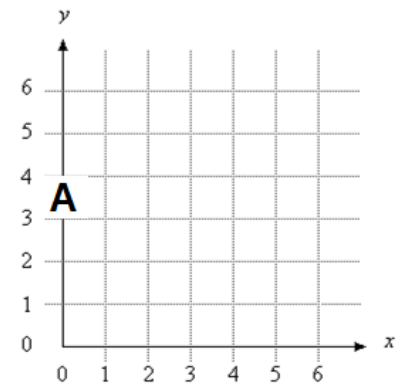
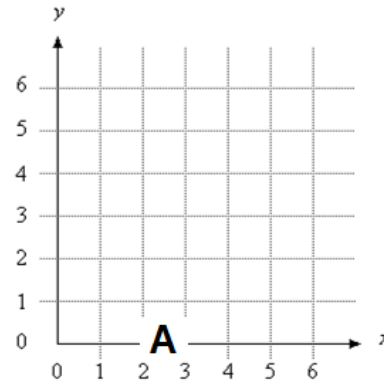
How many pencils are there? _____



Which one shows the A on the y axis?



Which one shows the A on the x axis?



Draw a picture graph to represent the following data.

