

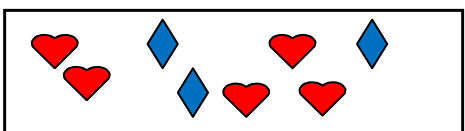
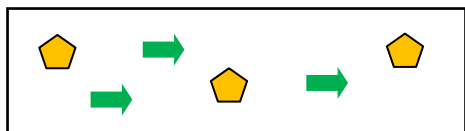
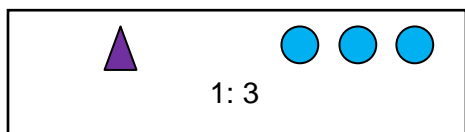
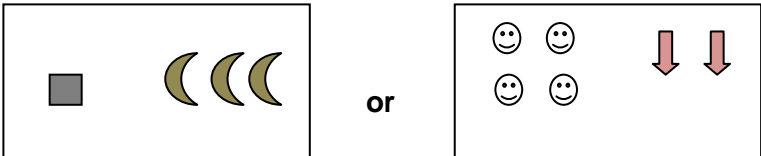
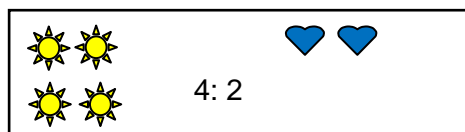


Worksheet 1: Essential Understandings

<p>1. Circle the set that has more.</p> 	<p>2. Circle the set that has more.</p> 
<p>3. Circle the ratio that matches the picture.</p>  <p>4: 1 or 5: 3</p>	<p>4. Circle the ratio that matches the picture.</p>  <p>3: 3 or 6: 2</p>
<p>5. Circle the picture with the same ratio.</p>  <p>1: 3</p> <p>or</p> 	<p>6. Circle the picture with the same ratio.</p>  <p>4: 2</p> <p>or</p> 