



NCSC Curriculum and Instructional Resources

Parent Guide for Navigating the Wiki

<https://wiki.ncscpartners.org>

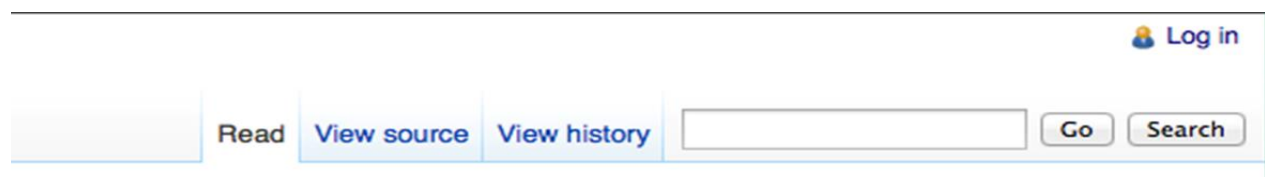
The National Center and State Collaborative (NCSC) is a project led by five centers and 24 states tasked with building an alternate assessment based on alternate achievement standards (AA-AAS) for students with the most significant cognitive disabilities. The shared goal of the NCSC partners is to ensure that students with the most significant cognitive disabilities achieve increasingly higher academic outcomes and leave high school ready for post-secondary options.

The NCSC wiki and the materials hosted here help educators accomplish this goal by supporting instruction aligned to the Common Core State Standards (CCSS). The materials on the wiki can also be used in states that are not using the CCSS. Much of the content that is covered on the wiki will also appear in other mathematics and English Language Arts (ELA) state standards. Parents can also use the materials hosted on the wiki to support their child's instruction at home and to strengthen parent-teacher collaboration. The NCSC wiki is a free online site that is available to the public. You can find it by entering wiki.ncscpartners.org or NCSC Wiki in your browser's search bar. The direct link to the main page of the wiki is <https://wiki.ncscpartners.org>.

Main Page

The main page of the wiki features many important navigation tools.

Wiki Toolbar



NCSC Materials November 2014. This work was supported by a grant from the US Department of Education, Office of Special Education Programs (H373X100002, Project Officer: Susan.Weigert@ed.gov). The contents do not necessarily represent the policy of the US Department of Education, and no assumption of endorsement by the Federal government should be made.

You do not have to log in to view most of the wiki. Use the search bar in the top right corner of the wiki page to search for content within the wiki. Click on “Go” if you know the exact name of the page or document you are looking for. If you enter a search term that is the title of a page on the wiki, when you click on “Go” or “Search” you will be taken to the page with that title. For example, if you enter the search term “Instructional Families,” you will be taken to the Instructional Families page. If you enter a search term that does not have its own page, such as “Learning Progressions,” when you click on “Go” or “Search” the wiki will return a list in the style of an internet search. The list will give you locations where the term appears in the wiki and a few lines from the content.

Wiki Main Page Menu Column

The wiki menu column is under the logo on the left side of the screen. The menu appears on the main page and is visible from all pages (or views) in the wiki. There are two sections in the main page menu:

Navigation links to several pages in the wiki (some are still under development). You can return to the Main Page or go to a page that links to a chart for All Resources using this menu from anywhere in the wiki.

Toolbox includes, for example, links to views of special pages and printable versions of the pages in the wiki.



Navigation

- [Main page](#)
- [Classroom Solutions](#)
- [Current events](#)
- [Recent changes](#)
- [Random page](#)
- [Help](#)
- [All Resources](#)

Toolbox

- [What links here](#)
- [Related changes](#)
- [Special pages](#)
- [Printable version](#)
- [Permanent link](#)

What is the Printable Version link in the Toolbox?


If you want to print a page as it appears in the wiki, you can click on this link.

Clicking on the link converts the page to a printable format.

If the page is long, it will print on more than one page.

If there are graphics, they will also print.



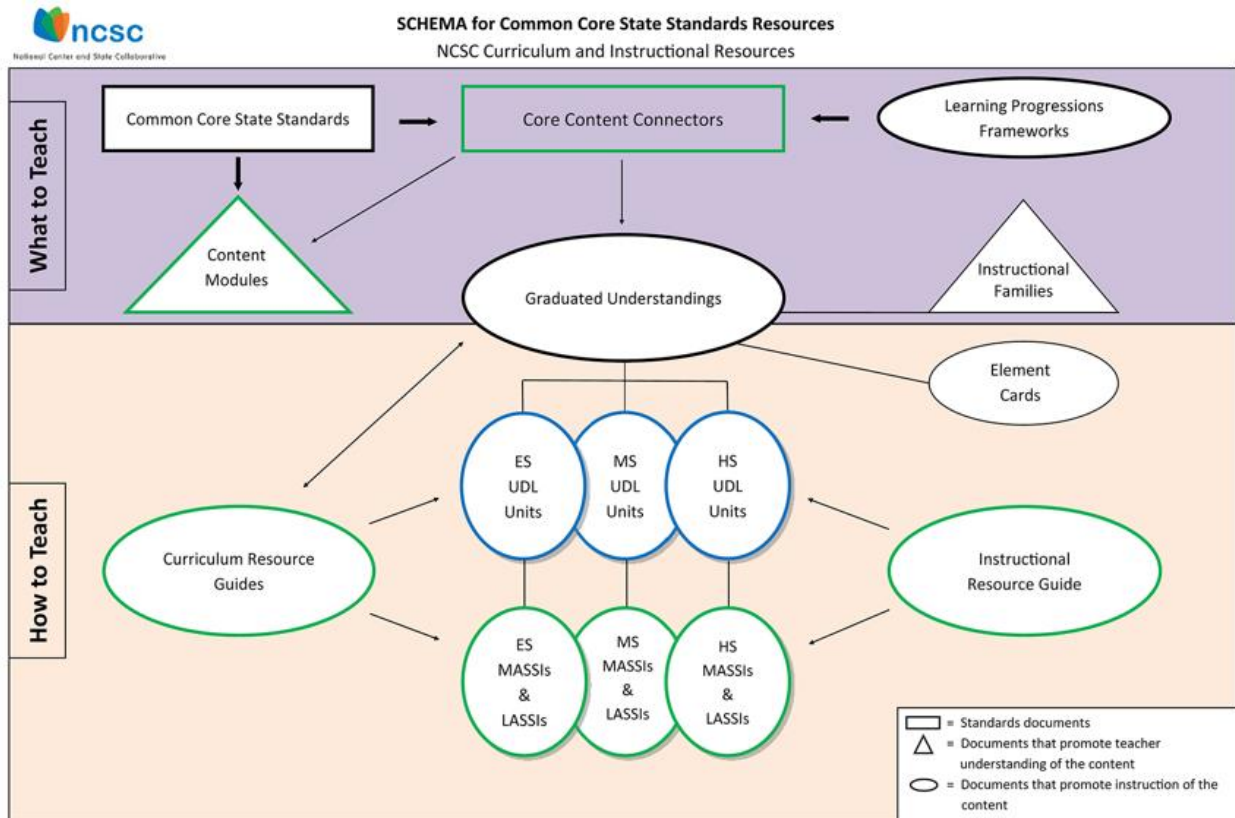
The NCSC wiki logo  is also a navigation tool. Click on the logo above the wiki menu in the upper left corner of any page to return to the main page of the wiki.

Interactive NCSC Schema

The organization of the wiki follows the NCSC schema, which is a diagram of all the curriculum and instructional resources developed by NCSC. The schema is displayed on the main page of the wiki to serve as a visual guide to the content in the wiki, as well as an interactive tool for finding each resource. Click on the name of a resource to be taken to additional information on that resource within the wiki.

Resources that help users understand the mathematics and ELA curriculum appear in the purple-colored “What to Teach” section at the top of the schema. Instructional resources that provide techniques, examples, materials, and adaptations for

mathematics and ELA appear in the peach-colored “How to Teach” section in the bottom portion of the schema.



Links to Wiki Resources

There are three links under the heading Wiki Resources on the main page. The first two links take you to curriculum resources (what to teach) and instructional resources (how to teach).

To know which resources you will find when you open each of the links, refer to the schema, above. For instance, the Content Modules are found in the “what to teach” section in the top half of the schema, and thus will be found under curriculum resources.

Curriculum Resources- What to Teach; reference materials created to reinforce educators' understanding of curriculum content.

Instructional Resources- How to Teach; reference materials created to support classroom teaching.

The third link takes you to professional development resources for educators, as well as resources for parents.

Educator Professional Development and Parent Resources- Presentations and interactive modules designed to supplement written NCSC materials and explore

teaching and learning for students with significant cognitive disabilities, and provide broad coverage of topics of interest to educators and parents alike; written summaries about the NCSC project.

Quick Links

There are three links under the Quick Links heading. The first one takes you to the All Resources page, where you will find a toolbar. Once you are familiar with the resources, you can click directly on the one that you wish to view. The All Resources page is an alternative to the interactive schema. In addition to providing links to resources that are also on the schema, the All Resources toolbar provides a link to presentations. You can also get to the All Resources page by clicking on that term in the navigation menu on the left side of every page in the wiki.

[All Resources](#)- Browse curriculum and instruction resources in the wiki by category (CCCs, Element Cards, Content Modules, etc.).

All Resources

This page contains all categories of resources, click on one of the links to quickly find lists of all resources available in that category.

Core Content Connectors	CCCs by Common Core State Standards	Content Modules	Curriculum Resource Guides	Element Cards	Instructional Resource Guide	Instructional Families	Presentations	Systematic Activities for Scripted Systematic Instruction	Universal Design for Learning Units
-------------------------	-------------------------------------	-----------------	----------------------------	---------------	------------------------------	------------------------	---------------	---	-------------------------------------

The second quick link takes you to parent resources found on the resources page of another NCSC website, <http://www.ncscpartners.org/resources>.

[NCSC Partners-Parent Resources](#)- The NCSC Partners website includes a wealth of information available to parents and others who are interested. The resources referenced on this site include summaries, explanations and descriptions of work related to the NCSC project. These topics include: NCSC Project Descriptions, Curriculum and Instructional Resources, Alternate Assessment, IEP Team Guidance for Participation in Alternate Assessment, College and Career Readiness for Students with Significant Cognitive Disabilities, Communicative Competence, and tools for sharing NCSC information.

The third quick link takes you to the main landing page for the NCSC public website, <http://www.ncscpartners.org>.

[NCSC Partners](#)- Visit ncscpartners.org for more information about the National Center and State Collaborative.

Other Tools and Aids within the Wiki

Printable Materials

Look at the bottom of many pages for links to printable materials that can be used with the NCSC resources, or for links to printable versions of the online content.

Lesson 3 Resources

[UDL_HS_Math_Lesson_3_Resources.pdf](#)

Getting Back to a Primary Resource Page

When you are looking at pages within a resource section, look for a link at the top or bottom of the page to return you to the primary page for that resource.

Instructional Families: Measurement

[BACK TO Instructional Families](#)

Links to Specific Mathematics and ELA Resources

Once you click on a resource from either the Interactive Schema or the All Resources page, you will land on the primary page for the resource. For most of the resources you will see a description of the resource and links to the resource for both mathematics and ELA topics. For example, if you click on Element Cards, this is what the links look like on that primary page.

Mathematics Element Cards

- [Data Probability and Statistics](#)
- [Geometry](#)
- [Patterns, Relations, and Functions](#)
- [Measurement](#)
- [Real Number Operations](#)
- [Number Operations Fractions](#)
- [Symbolic Expression](#)

English Language Arts Element Cards

Reading Informational Text

- [Grades K-2](#)
- [Grades 3-5](#)
- [Grades 6-8](#)
- [Grades 9-12](#)

Tables of Contents


Tables of contents appear at the top of any page where there are three or more subheadings. You can click on [hide] after the word Contents and the table will collapse. The word in the parentheses will then change from [hide] to [show]. You can click on [show] to expand the table of contents again. Clicking on an item in the table of contents will take you to the exact spot on the page where that item begins. For example, you will see the following table of contents on the Curriculum Resource Guides primary page.

Contents [hide]
1 Purposes of the Curriculum Resource Guides
2 Curricular emphases of the Curriculum Resource Guides:
2.1 Mathematics
2.2 ELA

If you click on 2.1 Mathematics you will see a list of mathematics topics for which there is a Curriculum Resource Guide. When you click on the Curriculum Resource Guide for one of the topics, you will see another interactive table of contents.



Wiki Icons and the Use of Color

Throughout the wiki, both the use of text color and a series of icons provide cues to wiki users. For instance, in the screen shot below the purple color of the words English Language Arts and Literacy and the word Mathematics tell the user that the content is linked to a page outside of the wiki.

The icon  , to the right of the words English Language Arts and Literacy and of the word Mathematics, indicates that the links are to downloadable documents.


Learning Progressions Frameworks

[\[edit\]](#)

The Learning Progressions Frameworks (LPF) were designed for use with the Common Core State Standards in both [English Language Arts and Literacy](#)  and [Mathematics](#) . The LPFs are based on research that describes how understanding of core concepts in English Language Arts and Mathematics typically develop over time when students have the benefit of high quality instruction. These frameworks offer a guide for the development of curriculum and assessment and assist educators in lesson planning. (Hess & Kearns, 2010, 2011)

In the screenshot below, the red color of the text tells the user that the Essential Understandings page in the wiki has not been developed yet. However, because the colored text is linked to another page, the user knows that there are plans for a wiki article on Essential Understandings and can return to this page in the future. Purple-colored text followed by a small upward-pointing arrow icon (e.g. Common Core State Standards, below) represents links to websites outside the wiki.

Element Cards

Teachers often have the challenge of teaching students who may all be at different levels of understanding on a specific topic, especially when teaching multiple students with significant cognitive disabilities. The Element Cards are available to assist educators with instruction in multiple settings. These cards promote understanding of how students move toward the [Common Core State Standards](#) . They contain one or more [Core Content Connectors](#) from a specific instructional family, include the related progress indicator from the [Learning Progression Frameworks](#), provide essential understandings that include measurable and observable content that is challenging, yet attainable, provide suggested instructional strategies, and suggested supports for students so that they can demonstrate what they know. The Element Cards are intended to assist teachers in developing instructional lessons that will include all students and promote [Universal Design for Learning](#). Each Element Card presents [Essential Understanding\(s\)](#), which define a range of skills based on a grade-specific Core Content Connector.